

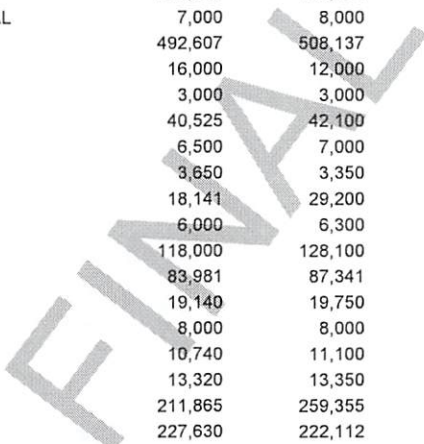
Plainedge Union Free School District

Budget Presentation Report

Fiscal Year: 2027

Fund: A GENERAL FUND

Budget Account	Description	2025-2026 Adopted Budget	2026-2027 Proposed Budget	Dollar Change	Percent Change
1010-400-00-0000	BD OF ED-CONTRACTUAL	4,150	4,350	200	4.82%
1010-430-00-0000	BD OF ED-CONF & TRAVEL	48,500	38,700	-9,800	-20.21%
1010-467-00-0000	BD OF ED-MEM/DUES	18,900	18,850	-50	-0.26%
1010-500-00-0000	BD OF ED-MAT/SUP	5,100	4,600	-500	-9.80%
1040-160-00-0000	DIST CLRK-CLERICAL SALARY	48,428	38,625	-9,803	-20.24%
1040-161-00-0000	DIST MEETING-CLERICAL SAL	3,000	3,000		0.00%
1040-430-00-0000	DIST CLRK-CONF & TRAVEL	500	500		0.00%
1060-400-00-0000	DIST MEETING-CONTRACTUAL	12,500	18,419	5,919	47.35%
1060-430-00-0000	DIST MEETING-CONF & TRAV	500	500		0.00%
1060-432-00-0000	DIST MEETING-ADVERTISING	16,750	22,000	5,250	31.34%
1060-490-00-0000	DIST MEETING-BOCES SVCS	30,845	30,845		0.00%
1060-500-00-0000	DIST MEETING-MAT/SUP	3,000	3,000		0.00%
1240-150-00-0000	SPT OFFICE-INSTR SALARY	309,708	325,000	15,292	4.94%
1240-151-00-0000	SPT OFFICE-INSTR SALARY	6,000		-6,000	-100.00%
1240-155-00-0000	SPT OFC-OTHER CONTRACTUAL	32,400		-32,400	-100.00%
1240-400-00-0000	SPT OFFICE-CONTRACTUAL	7,465	7,465		0.00%
1240-430-00-0000	SPT OFFICE-CONF & TRAVEL	9,500	9,500		0.00%
1240-467-00-0000	SPT OFFICE-MEM/DUES	5,000	5,010	10	0.20%
1240-500-00-0000	SPT OFFICE-MAT/SUP	2,000	2,000		0.00%
1310-150-00-0000	BUSINESS-ASST SUPT SAL	250,955	258,484	7,529	3.00%
1310-155-00-0000	BUS OFC-OTHER CONTRACTUAL	7,000	8,000	1,000	14.29%
1310-160-00-0000	BUSINESS-CLERICAL SAL	492,607	508,137	15,530	3.15%
1310-163-00-0000	BUSINESS-NON-INSTR SAL	16,000	12,000	-4,000	-25.00%
1310-200-00-0000	BUSINESS-EQUIPMENT	3,000	3,000		0.00%
1310-400-00-0000	BUSINESS-CONTRACTUAL	40,525	42,100	1,575	3.89%
1310-430-00-0000	BUSINESS-CONF & TRAVEL	6,500	7,000	500	7.69%
1310-467-00-0000	BUSINESS-MEM/DUES	3,650	3,350	-300	-8.22%
1310-490-00-0000	BUSINESS-BOCES SERVICES	18,141	29,200	11,059	60.96%
1310-500-00-0000	BUSINESS-MAT/SUP	6,000	6,300	300	5.00%
1320-400-00-0000	AUDITING-CONTRACTUAL	118,000	128,100	10,100	8.56%
1345-160-00-0000	PURCHASING-NON INSTR SAL	83,981	87,341	3,360	4.00%
1345-400-00-0000	PURCHASING-CONTRACTUAL	19,140	19,750	610	3.19%
1345-432-00-0000	PURCHASING-ADVERTISING	8,000	8,000		0.00%
1345-490-00-0000	PURCHASING-BOCES SVCS	10,740	11,100	360	3.35%
1380-400-00-0000	FISCL AGT FEE-CONTRACTUAL	13,320	13,350	30	0.23%
1420-400-00-0000	LEGAL-CONTRACTUAL	211,865	259,355	47,490	22.42%
1430-154-00-0000	PERSONNEL-NON-INSTR SAL	227,630	222,112	-5,518	-2.42%
1430-155-00-0000	PERSONNEL-OTHER CONTRACTU	5,000	1,000	-4,000	-80.00%
1430-160-00-0000	PERSONNEL-CLERICAL SAL	189,556	173,687	-15,869	-8.37%
1430-163-00-0000	PERSONNEL-NON-INSTR SAL	3,500	3,500		0.00%
1430-400-00-0000	PERSONNEL-CONTRACTUAL	28,080	17,315	-10,765	-38.34%
1430-430-00-0000	PERSONNEL-CONF & TRAVEL	6,000	6,000		0.00%
1430-432-00-6500	PERSONNEL-ADVERTISING	8,000	8,000		0.00%
1430-467-00-0000	PERSONNEL-MEM/DUES	258	500	242	93.80%
1430-490-00-0000	PERSONNEL-BOCES SVCS	29,679	36,007	6,328	21.32%
1430-500-00-0000	PERSONNEL-MAT/SUP	1,750	1,500	-250	-14.29%
1480-400-00-0000	PUBLIC REL-CONTRACTUAL	150,200	150,200		0.00%
1480-400-00-4200	Contractual and Other		6,000	6,000	****.***%
1480-490-00-0000	PUBLIC REL-BOCES SVCS	25,000	25,000		0.00%
1620-160-00-0000	OPERATIONS-NON-INSTR SAL	392,270	347,998	-44,272	-11.29%
1620-160-00-4200	OPERATIONS-CUST-ATH CTR		54,788	54,788	****.***%
1620-160-01-0000	OPERATIONS-CUST SAL MS	496,666	437,846	-58,820	-11.84%
1620-160-02-0000	OPERATIONS-CUST SAL WEST	360,666	369,766	9,100	2.52%
1620-160-04-0000	OPERATIONS-CUST SAL EPLA	254,391	262,659	8,268	3.25%
1620-160-05-0000	OPERATIONS-CUST SAL SCH	326,322	335,926	9,604	2.94%
1620-160-09-0000	OPERATIONS-CUST SAL HS	732,362	667,261	-65,101	-8.89%
1620-161-00-0000	OPERATIONS-CUST OVERTIME	120,000	120,000		0.00%
1620-163-00-0000	OPERATIONS-CLERICAL O/T	4,000	4,000		0.00%



Plainedge Union Free School District

Budget Presentation Report

Fiscal Year: 2027

Fund: A GENERAL FUND

Budget Account	Description	2025-2026 Adopted Budget	2026-2027 Proposed Budget	Dollar Change	Percent Change
1620-164-00-0000	OPERATIONS-STUDENT WKRS	100,000	100,000		0.00%
1620-164-00-4200	Noninstr Sal-Fitness Cent		42,865	42,865	****.***%
1620-200-00-1605	OPERATIONS-EQUIPMENT	46,600	64,000	17,400	37.34%
1620-430-00-0000	OPERATIONS-CONF & TRAVEL	1,000	1,000		0.00%
1620-442-01-1605	OPERATIONS-FUEL OIL MS	10,000		-10,000	-100.00%
1620-442-02-1605	OPERATIONS-FUEL OIL WEST	10,000		-10,000	-100.00%
1620-442-04-1605	OPERATIONS-FUEL OIL EPLA	8,000		-8,000	-100.00%
1620-442-05-1605	OPERATIONS-FUEL OIL SCH	8,000		-8,000	-100.00%
1620-442-09-1605	OPERATIONS-FUEL OIL HS	20,000		-20,000	-100.00%
1620-443-01-1605	OPERATIONS-LIGHT/PWR MS	500,000	490,000	-10,000	-2.00%
1620-443-02-1605	OPERATIONS-LIGHT/PWR WEST	80,000	80,000		0.00%
1620-443-04-1605	OPERATIONS-LIGHT/PWR EPLA	80,000	80,000		0.00%
1620-443-05-1605	OPERATIONS-LIGHT/PWR SCHW	70,000	65,000	-5,000	-7.14%
1620-443-09-1605	OPERATIONS-LIGHT/PWR HS	350,000	380,000	30,000	8.57%
1620-443-15-1605	OPERATIONS-LIGHT/PWR ATHL	20,000	25,000	5,000	25.00%
1620-444-01-1605	OPERATIONS-WATER MS	10,000	9,000	-1,000	-10.00%
1620-444-02-1605	OPERATIONS-WATER WEST	4,000	5,000	1,000	25.00%
1620-444-04-1605	OPERATIONS-WATER EPLA	3,500	4,500	1,000	28.57%
1620-444-05-1605	OPERATIONS-WATER SCHW	2,000	3,000	1,000	50.00%
1620-444-09-1605	OPERATIONS-WATER HS	6,000	8,000	2,000	33.33%
1620-444-15-1605	OPERATIONS-WATER ATHL	4,500	4,500		0.00%
1620-445-00-1605	OPERATIONS-TELEPHONE	40,000	40,000		0.00%
1620-446-00-1605	OPERATIONS-SECURITY	1,128,438	1,100,000	-28,438	-2.52%
1620-447-01-1605	OPERATIONS-GAS MS	100,000	100,000		0.00%
1620-447-02-1605	OPERATIONS-GAS WEST	50,000	50,000		0.00%
1620-447-04-1605	OPERATIONS-GAS EPLA	40,000	40,000		0.00%
1620-447-05-1605	OPERATIONS-GAS SCHW	45,000	45,000		0.00%
1620-447-09-1605	OPERATIONS-GAS HS	90,000	95,000	5,000	5.56%
1620-447-15-1605	OPERATIONS-GAS ATHL	12,000	15,000	3,000	25.00%
1620-500-00-1605	OPERATIONS-MAT/SUP	8,000	8,000		0.00%
1620-500-01-0000	OPERATIONS-MAT/SUP MS	55,000	50,000	-5,000	-9.09%
1620-500-02-0000	OPERATIONS-MAT/SUP WEST	30,000	35,000	5,000	16.67%
1620-500-04-0000	OPERATIONS-MAT/SUP EPLA	15,000	18,000	3,000	20.00%
1620-500-05-0000	OPERATIONS-MAT/SUP SCHW	23,000	28,000	5,000	21.74%
1620-500-09-0000	OPERATIONS-MAT/SUP HS	55,000	60,000	5,000	9.09%
1620-500-15-1605	OPERATIONS-MAT/SUP ATHL	7,000	8,000	1,000	14.29%
1620-506-00-0000	Custodial Uniforms	10,000	18,000	8,000	80.00%
1620-512-00-0000	GASOLINE	15,000	10,000	-5,000	-33.33%
1621-160-00-0000	MAINTENANCE-MAINT SALARY	514,402	682,723	168,321	32.72%
1621-161-00-0000	MAINTENANCE-OVERTIME	50,000	50,000		0.00%
1621-200-00-1620	MAINTENANCE-GROUNDS EQUIP	50,700	90,000	39,300	77.51%
1621-400-00-1605	MAINTENANCE-CONTRACTUAL	1,100,000	1,200,000	100,000	9.09%
1621-434-00-1605	MAINTENANCE-CARTAGE	130,000	130,000		0.00%
1621-490-00-1605	MAINTENANCE-BOCES SVCS	23,000	30,000	7,000	30.43%
1621-500-00-1605	MAINTENANCE-MAT/SUP	100,000	100,000		0.00%
1621-500-00-1610	MAINTENANCE-MAT/SUP M	30,000	35,000	5,000	16.67%
1621-500-00-1620	MAINTENANCE-MAT/SUP GR	30,000	35,000	5,000	16.67%
1621-500-00-1630	MAINTENANCE-MAT/SUP	5,000	15,000	10,000	200.00%
1621-505-00-1605	MAINTENANCE-GLASS	5,000	5,000		0.00%
1621-512-00-1605	MAINTENANCE-GASOLINE	20,000	15,000	-5,000	-25.00%
1670-200-00-0000	PRINT/MAIL-EQUIPMENT	4,500	4,500		0.00%
1670-400-00-0000	PRINT/MAIL-CONTRACTUAL	7,800	8,240	440	5.64%
1670-409-00-0000	PRINT/MAIL-POSTAGE METER	45,000	46,350	1,350	3.00%
1670-500-00-0000	PRINT/MAIL-MAT/SUP	5,400	5,400		0.00%
1680-400-00-4200	Contr and Oth Fitness Ctr		10,000	10,000	****.***%
1680-490-00-0000	CENTRAL DATA-BOCES SVCS	875,545	891,786	16,241	1.85%
1910-410-00-0000	INSURANCE-GEN LIABILITY	760,822	889,797	128,975	16.95%
1981-492-00-0000	BOCES ADMIN COSTS	478,093	487,728	9,635	2.02%

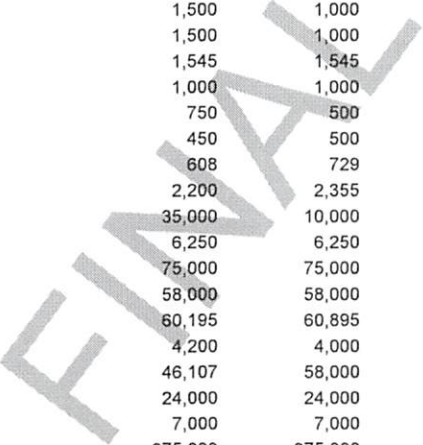
Plainedge Union Free School District

Budget Presentation Report

Fiscal Year: 2027

Fund: A GENERAL FUND

Budget Account	Description	2025-2026 Adopted Budget	2026-2027 Proposed Budget	Dollar Change	Percent Change
2010-150-00-0000	CURR DEV/SUPR-AST SUP C&I	456,937	434,535	-22,402	-4.90%
2010-155-00-0000	CURRICULUM-ADD INCENTIVES	16,000	17,000	1,000	6.25%
2010-160-00-0000	SCH SPRVSN-CLERICAL SAL	61,236	63,375	2,139	3.49%
2020-150-01-0000	SCH SPRVSN-PRINC SAL MS	222,711	227,722	5,011	2.25%
2020-150-02-0000	SCH SPRVSN-PRINC SAL WEST	205,642	210,269	4,627	2.25%
2020-150-04-0000	SCH SPRVSN-PRINC SAL EPLA	171,262	176,864	5,602	3.27%
2020-150-05-0000	SCH SPRVSN-PRINC SAL SCH	205,642	210,269	4,627	2.25%
2020-150-09-0000	SCH SPRVSN-PRINC SAL HS	206,925	213,696	6,771	3.27%
2020-151-01-0000	SCH SPRVSN-ADM SAL MS	568,306	582,767	14,461	2.54%
2020-151-02-0000	SHC SPRVSN-AP SAL WEST	64,419	54,716	-9,703	-15.06%
2020-151-04-0000	SCH SPRVSN-AP SAL EPL	64,419	54,716	-9,703	-15.06%
2020-151-05-0000	SCH SPRVSN-AP SAL SCH	66,371	56,375	-9,996	-15.06%
2020-151-09-0000	SCH SPRVSN-INSTR SAL HS	551,852	567,624	15,772	2.86%
2020-160-01-0000	SCH SPRVSN-CLER SAL MS	97,243	100,350	3,107	3.20%
2020-160-02-0000	SCH SPRVSN-CLER SAL WE	114,818	117,723	2,905	2.53%
2020-160-04-0000	SCH SPRVSN-CLER SAL EP	96,398	96,433	35	0.04%
2020-160-05-0000	SHC SPRVSN-CLER SAL SC	99,588	103,296	3,708	3.72%
2020-160-09-0000	SCH SPRVSN-CLER SAL HS	250,514	305,909	55,395	22.11%
2020-163-00-0000	SCH SPRVSN-NON-INS SAL	5,000	5,000		0.00%
2020-400-00-0000	SCH SPRVSN-CONTRACTUAL	48,525	56,525	8,000	16.49%
2020-430-02-0000	SCH SPRVSN-CONF & TRAV WE	1,500	1,000	-500	-33.33%
2020-430-04-0000	SCH SPRVSN-CONF & TRAV EP	1,500	1,000	-500	-33.33%
2020-430-05-0000	SCH SPRVSN-CONF & TRAV SC	1,545	1,545		0.00%
2020-467-01-0000	SCH SPRVSN-MEM/DUES MS	1,000	1,000		0.00%
2020-467-02-0000	SCH SPRVSN-MEM/DUES WEST	750	500	-250	-33.33%
2020-467-04-0000	SCH SPRVSN-MEM/DUES EPLA	450	500	50	11.11%
2020-467-05-0000	SCH SPRVSN-MEM/DUES SCHW	608	729	121	19.90%
2020-467-09-0000	SCH SPRVSN-MEM/DUES HS	2,200	2,355	155	7.05%
2020-490-00-0000	SCH SPRVSN-DIST COPYING	35,000	10,000	-25,000	-71.43%
2020-500-01-0000	SCH SPRVSN-MAT/SUP MS	6,250	6,250		0.00%
2020-502-00-6500	SCH SPRVSN-PAPER C&I	75,000	75,000		0.00%
2070-400-00-6500	INSVC TRAINING-CNTRCTL CI	58,000	58,000		0.00%
2070-430-00-6500	INSVC TRAINING-CON/TRA CI	60,195	60,895	700	1.16%
2070-467-00-6500	INSVC TRAINING-MEM/DUE CI	4,200	4,000	-200	-4.76%
2070-490-00-0000	INSVC TRAINING-BOCES SVCS	46,107	58,000	11,893	25.79%
2070-500-00-0000	INSVC TRAINING-MAT/SUP	24,000	24,000		0.00%
2070-500-00-6500	INSVC TRAINING-MAT/SUP CI	7,000	7,000		0.00%
2110-120-00-1600	TEACHING-TCHR SAL	375,000	375,000		0.00%
2110-120-01-1300	TEACHING-TCHR SAL MS ENG	329,073	340,134	11,061	3.36%
2110-120-01-1900	TEACHING-TCHR SAL MS MATH	384,948	398,322	13,374	3.47%
2110-120-01-2400	TEACHING-TCHR SAL MS SCI	256,632	265,748	9,116	3.55%
2110-120-01-2500	TEACHING-TCHR SAL MS SS	219,382	226,756	7,374	3.36%
2110-120-02-0100	TEACHING-TCHR SAL WE GR1	559,559	462,026	-97,533	-17.43%
2110-120-02-0200	TEACHING-TCHR SAL WE GR2	462,547	485,845	23,298	5.04%
2110-120-02-0300	TEACHING-TCHR SAL WE GR3	528,122	546,203	18,081	3.42%
2110-120-02-0400	TEACHING-TCHR SAL WE GR4	485,769	432,105	-53,664	-11.05%
2110-120-02-0500	TEACHING-TCHR SAL WE GR5	429,252	462,214	32,962	7.68%
2110-120-02-0700	TEACHING-TCHR SAL WE K	573,859	596,671	22,812	3.98%
2110-120-02-1000	TEACHING-TCHR SAL WE ART	183,278	187,128	3,850	2.10%
2110-120-02-1600	TEACHING-TCHR SAL WE G&T	138,527	151,365	12,838	9.27%
2110-120-02-1901	TEACHING-TCHR SAL RMATH	213,306	217,410	4,104	1.92%
2110-120-02-2100	TEACHING-TCHR SAL WE MUS	272,203	253,886	-18,317	-6.73%
2110-120-02-2200	TEACHING-TCHR SAL WE PE	272,941	281,722	8,781	3.22%
2110-120-02-2300	TEACHING-TCHR SAL WE READ	427,125	391,079	-36,046	-8.44%
2110-120-04-0100	TEACHING-TCHR SAL EP GR1	269,138	257,059	-12,079	-4.49%
2110-120-04-0200	TEACHING-TCHR SAL EP GR2	531,521	386,579	-144,942	-27.27%
2110-120-04-0300	TEACHING-TCHR SAL EP GR3	408,539	423,116	14,577	3.57%
2110-120-04-0400	TEACHING-TCHR SAL EP GR4	419,771	431,189	11,418	2.72%



Plainedge Union Free School District

Budget Presentation Report

Fiscal Year: 2027

Fund: A GENERAL FUND

Budget Account	Description	2025-2026 Adopted Budget	2026-2027 Proposed Budget	Dollar Change	Percent Change
2110-120-04-0500	TEACHING-TCHR SAL EP GR5	388,198	400,041	11,843	3.05%
2110-120-04-0700	TEACHING-TCHR SAL EP K	475,326	491,760	16,434	3.46%
2110-120-04-1000	TEACHING-TCHR SAL EP ART	120,812	123,394	2,582	2.14%
2110-120-04-1600	TEACHING-TCHR SAL EP G&T	183,109	193,480	10,371	5.66%
2110-120-04-1901	TEACHING-TCHR SAL EP RMAT	275,185	285,532	10,347	3.76%
2110-120-04-2100	TEACHING-TCHR SAL EP MUS	132,403	151,162	18,759	14.17%
2110-120-04-2200	TEACHING-TCHR SAL EP PE	220,991	151,719	-69,272	-31.35%
2110-120-04-2300	TEACHING-TCHR SAL EP READ	240,783	252,093	11,310	4.70%
2110-120-05-0100	TEACHING-TCHR SAL SCH GR1	365,103	617,047	251,944	69.01%
2110-120-05-0200	TEACHING-TCHR SAL SCH GR2	462,463	449,734	-12,729	-2.75%
2110-120-05-0300	TEACHING-TCHR SAL SCH GR3	422,186	445,559	23,373	5.54%
2110-120-05-0400	TEACHING-TCHR SAL SCH GR4	496,873	451,294	-45,579	-9.17%
2110-120-05-0500	TEACHING-TCHR SAL SCH GR5	460,668	466,080	5,412	1.17%
2110-120-05-0700	TEACHING-TCHR SAL SCH K	589,288	607,639	18,351	3.11%
2110-120-05-1000	TEACHING-TCHR SAL SCH ART	146,172	149,503	3,331	2.28%
2110-120-05-1600	TEACHING-TCHR SAL SCH G&T	137,245	149,883	12,638	9.21%
2110-120-05-1901	TEACHING-TCHR SAL SCH RMA	339,486	347,941	8,455	2.49%
2110-120-05-2100	TEACHING-TCHR SAL SCH MUS	193,545	149,427	-44,118	-22.79%
2110-120-05-2200	TEACHING-TCHR SAL SCH PE	232,381	252,449	20,068	8.64%
2110-120-05-2300	TEACHING-TCHR SAL SCH REA	354,696	369,824	15,128	4.27%
2110-130-01-1000	TEACHING-TCHR SAL MS ART	218,097	224,362	6,265	2.87%
2110-130-01-1300	TEACHING-TCHR SAL MS ENG	682,295	849,674	167,379	24.53%
2110-130-01-1500	TEACHING-TCHR SAL MS FLAN	541,183	608,066	66,883	12.36%
2110-130-01-1700	TEACHING-TCHR SAL MS HEAL	134,382	155,125	20,743	15.44%
2110-130-01-1800	TEACHING-TCHR SAL MS TECH	231,929	240,605	8,676	3.74%
2110-130-01-1900	TEACHING-TCHR SAL MS MATH	715,715	668,583	-47,132	-6.59%
2110-130-01-2000	TEACHING-TCHR SAL MS FCS	162,914	81,046	-81,868	-50.25%
2110-130-01-2100	TEACHING-TCHR SAL MS MUS	418,749	429,597	10,848	2.59%
2110-130-01-2200	TEACHING-TCHR SAL MS PE	483,593	386,524	-97,069	-20.07%
2110-130-01-2300	TEACHING-TCHR SAL MS READ	106,680	112,107	5,427	5.09%
2110-130-01-2400	TEACHING-TCHR SAL MS SCI	787,860	742,848	-45,012	-5.71%
2110-130-01-2500	TEACHING-TCHR SAL MS SS	510,708	394,923	-115,785	-22.67%
2110-130-09-1000	TEACHING-TCHR SAL HS ART	418,064	432,802	14,738	3.53%
2110-130-09-1200	TEACHING-TCHR SAL HS BUS	334,145	351,074	16,929	5.07%
2110-130-09-1300	TEACHING-TCHR SAL HS ENG	1,152,816	1,206,460	53,644	4.65%
2110-130-09-1500	TEACHING-TCHR SAL HS FLAN	781,546	714,567	-66,979	-8.57%
2110-130-09-1700	TEACHING-TCHR SAL HS HEAL	258,016	175,142	-82,874	-32.12%
2110-130-09-1900	TEACHING-TCHR SAL HS MATH	1,213,574	1,219,046	5,472	0.45%
2110-130-09-2100	TEACHING-TCHR SAL HS MUS	429,094	439,903	10,809	2.52%
2110-130-09-2200	TEACHING-TCHR SAL HS PE	443,227	580,321	137,094	30.93%
2110-130-09-2400	TEACHING-TCHR SAL HS SCI	1,589,700	1,664,438	74,738	4.70%
2110-130-09-2500	TEACHING-TCHR SAL HS SS	1,358,751	1,351,928	-6,823	-0.50%
2110-131-00-0000	TEACH CAFETERIA 7-12	71,028	75,000	3,972	5.59%
2110-132-00-0000	TEACHING-INSTR SALARIES	80,000	50,000	-30,000	-37.50%
2110-132-00-1000	TEACHING-ACC COOR DW ART	5,465	5,547	82	1.50%
2110-132-00-2100	TEACHING-ACC COOR DW MUS	5,465	5,547	82	1.50%
2110-132-01-0000	TEACHING-TEAM LEADERS	51,000	51,768	768	1.51%
2110-132-01-1300	TEACHING-ACC COOR MS ENG	5,473	5,555	82	1.50%
2110-132-01-1900	TEACHING-ACC COOR MS MATH	5,473	5,555	82	1.50%
2110-132-01-2400	TEACHING-ACC COOR MS SCI	5,473	5,555	82	1.50%
2110-132-01-2500	TEACHING-ACC COOR MS SS	5,473	5,555	82	1.50%
2110-132-01-2700	TEACH ACC COOR MS CH ED	5,473	5,555	82	1.50%
2110-132-02-0000	TEACHING-ACC COOR WEST	14,856	15,078	222	1.49%
2110-132-04-0000	TEACHING-ACC COOR EP	14,856	15,078	222	1.49%
2110-132-05-0000	TEACHING-ACC COOR SCHW	14,856	15,078	222	1.49%
2110-132-09-1300	TEACHING-ACC COOR HS ENG	5,953	6,042	89	1.50%
2110-132-09-1500	TEACHING-ACC COOR HS FLAN	5,953	6,042	89	1.50%
2110-132-09-1900	TEACHING-ACC COOR HS MATH	5,953	6,042	89	1.50%

Plainedge Union Free School District

Budget Presentation Report

Fiscal Year: 2027

Fund: A GENERAL FUND

Budget Account	Description	2025-2026 Adopted Budget	2026-2027 Proposed Budget	Dollar Change	Percent Change
2110-132-09-2400	TEACHING-ACC COOR HS SCI	5,953	6,042	89	1.50%
2110-132-09-2500	TEACHING-ACC COOR HS SS	5,953	6,042	89	1.50%
2110-133-00-0000	TEACHING-TCHR SAL 7-12	109,273	75,000	-34,273	-31.36%
2110-134-00-6500	TEACHING-TCHR SAL C&I	160,200	140,000	-20,200	-12.61%
2110-137-00-0000	TEACHING-TERMINATION PAY	515,000	624,972	109,972	21.35%
2110-140-00-0000	TEACHING-SUBSTITUTE SAL	250,000	250,000		0.00%
2110-140-01-0000	TEACHING-RES SUB MS	77,280	82,800	5,520	7.14%
2110-140-01-0010	TEACHING-RES SUB MS PREK	51,520	51,520		0.00%
2110-140-02-0000	TEACHING-RES SUB WEST	77,280	82,800	5,520	7.14%
2110-140-04-0000	TEACHING-RES SUB EP	77,280	82,800	5,520	7.14%
2110-140-04-0010	TEACHING-RES SUB EP PREK	25,760	25,760		0.00%
2110-140-05-0000	TEACHING-RES SUB SCH	77,280	82,800	5,520	7.14%
2110-140-05-0010	TEACHING-RES SUB SC PREK	25,760	25,760		0.00%
2110-140-09-0000	TEACHING-RES SUB HS	77,280	82,800	5,520	7.14%
2110-150-09-3200	Instr Salaries Drivers Ed	6,970	7,075	105	1.51%
2110-151-02-3505	Instructional Sal STEAM	10,989	11,435	446	4.06%
2110-151-04-3505	Instructional Sal STEAM	10,989	11,435	446	4.06%
2110-151-05-3505	Instructional Sal STEAM	11,321	11,781	460	4.06%
2110-167-00-0000	TEACHING-TEACHER AIDES	125,000	125,000		0.00%
2110-167-01-0000	TEACHING-T/AIDES MS	114,014	116,800	2,786	2.44%
2110-167-02-0000	TEACHING-T/AIDES WEST	24,941	29,071	4,130	16.56%
2110-167-02-7500	TEACHING-CAFE AIDES WEST	109,942	112,128	2,186	1.99%
2110-167-04-0000	TEACHING-T/AIDES EP	23,414	26,995	3,581	15.29%
2110-167-04-7500	TEACHING-CAFE AIDES EPLA	73,295	74,753	1,458	1.99%
2110-167-05-0000	TEACHING-T/AIDES SCH	23,414	26,995	3,581	15.29%
2110-167-05-7500	TEACHING-CAFE AIDES SCH	109,942	112,128	2,186	1.99%
2110-167-09-0000	TEACHING-T/AIDES HS	105,870	103,822	-2,048	-1.93%
2110-200-00-0010	EQUIPMENT-PREK	32,000	32,000		0.00%
2110-200-01-0000	TEACHING-EQUIPMENT MS	25,000	28,500	3,500	14.00%
2110-200-01-2100	TEACHING-EQUIP MS MUSIC	9,000	9,000		0.00%
2110-200-01-2200	TEACHING-EQUIP MS PE	1,900	2,000	100	5.26%
2110-200-02-0000	TEACHING-EQUIPMENT WEST	25,000	37,500	12,500	50.00%
2110-200-02-2100	TEACHING-EQUIP WE MUSIC	3,250	3,250		0.00%
2110-200-04-0000	TEACHING-EQUIPMENT EPLA	25,000	37,500	12,500	50.00%
2110-200-04-2100	TEACHING-EQUIP EP MUSIC	3,000	3,000		0.00%
2110-200-05-0000	TEACHING-EQUIPMENT SCH	25,000	40,000	15,000	60.00%
2110-200-05-2100	TEACHING-EQUIP SCH MUSIC	3,250	3,250		0.00%
2110-200-09-0000	TEACHING-EQUIPMENT HS	25,000	25,000		0.00%
2110-200-09-1000	TEACHING-EQUIP HS ART	3,000	17,600	14,600	486.67%
2110-200-09-2100	TEACHING-EQUIP HS MUSIC	196,712	33,000	-163,712	-83.22%
2110-200-09-2200	TEACHING-EQUIP HS PE	3,800	4,200	400	10.53%
2110-200-09-2400	TEACHING-EQUIP HS SCI	6,000	4,405	-1,595	-26.58%
2110-200-09-2415	TEACHING-EQUIP HS INTE	400	400		0.00%
2110-400-00-0010	CONTRACTUAL & OTHER PREK	25,760	25,760		0.00%
2110-400-00-2101	TEACHING-CONTRACTUAL MUSI	13,700	13,700		0.00%
2110-400-00-6000	TEACHING-CONTRACTUAL GUID	22,200	21,000	-1,200	-5.41%
2110-400-00-6500	TEACHING-CONTRACT CUR INS	24,000	22,500	-1,500	-6.25%
2110-400-02-2104	TEACHING-CONTR JHW DRAMA	1,500	1,500		0.00%
2110-400-04-0000	TEACHING-CONTRACTUAL EP	1,550	800	-750	-48.39%
2110-400-04-2104	TEACHING-CONTR EP DRAMA	1,500	1,100	-400	-26.67%
2110-400-05-0000	TEACHING-CONTRACTUAL SCH	811	673	-138	-17.02%
2110-400-05-2104	TEACHING-CONTR SCH DRAMA	773	590	-183	-23.67%
2110-400-09-0000	TEACHING-CONTRACT HS	34,000	41,450	7,450	21.91%
2110-400-09-1200	TEACHING - CONTR BUSINESS	9,500	14,167	4,667	49.13%
2110-400-09-1900	TEACHING-CONTRACT HS MATH	1,200	1,000	-200	-16.67%
2110-400-09-2400	TEACHING-CONTRACT HS SCI	1,500	4,254	2,754	183.60%
2110-400-09-2415	TEACHING-CONTRACT HS INTE	1,500	2,000	500	33.33%
2110-400-09-3200	TEACHING-CONTRACT HS DE	43,120	52,080	8,960	20.78%

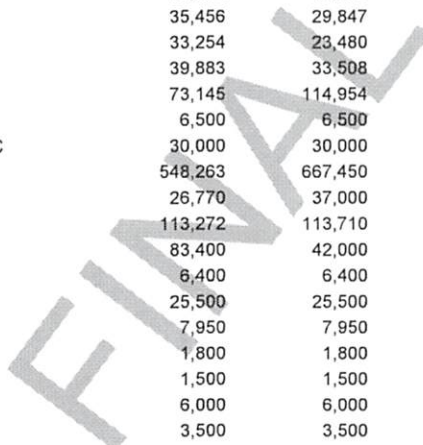
Plainedge Union Free School District

Budget Presentation Report

Fiscal Year: 2027

Fund: A GENERAL FUND

Budget Account	Description	2025-2026 Adopted Budget	2026-2027 Proposed Budget	Dollar Change	Percent Change
2110-400-09-4400	TEACHING-CONTR SCH AWRDS	5,000	5,230	230	4.60%
2110-406-09-2410	TEACHING-CONTR F/TR HS RO	1,500	1,500		0.00%
2110-406-09-2800	TEACHING-CONTR F/TR HS QB	1,000	1,000		0.00%
2110-413-20-2101	TEACHING-COMP FEES DW MUS	7,000	7,000		0.00%
2110-422-01-0000	TEACHING-ADMISSIONS MS	5,000	5,000		0.00%
2110-422-01-2410	TEACHING-ADMISSIONS MS RO	1,500	1,500		0.00%
2110-422-09-0000	TEACHING-ADMISSIONS HS	1,000	975	-25	-2.50%
2110-422-09-2410	TEACHING-ADMISSIONS HS RO	10,000	10,000		0.00%
2110-422-09-2800	TEACHING-ADMISSIONS HS QB	1,900	1,900		0.00%
2110-423-00-2101	TEACHING-REPAIRS MUSIC	20,000	20,000		0.00%
2110-430-00-2101	TEACHING-CONF TRAVEL MUS	4,000	4,000		0.00%
2110-430-01-0000	TEACHING-CONF/TRAV MS	500	300	-200	-40.00%
2110-430-09-0000	TEACHING-CONF/TRAV HS	300	300		0.00%
2110-430-09-2400	TEACHING-CONF/TRAV HS SCI	100		-100	-100.00%
2110-430-09-2410	TEACHING-CONF/TRAV HS ROB	9,000	2,000	-7,000	-77.78%
2110-467-00-2101	TEACHING-MEM/DUES MUSIC	2,000	2,000		0.00%
2110-467-09-0000	TEACHING-MEM/DUES HS	750	550	-200	-26.67%
2110-472-00-6000	TEACHING-TUITION ALL OTHE	15,000	15,000		0.00%
2110-481-00-0010	TEXTBOOKS-PREK	12,248	12,306	58	0.47%
2110-481-01-0000	TEACHING-TEXTBOOKS MS	42,272	42,970	698	1.65%
2110-481-02-0000	TEACHING-TEXTBOOKS WE	35,456	29,847	-5,609	-15.82%
2110-481-04-0000	TEACHING-TEXTBOOKS EP	33,254	23,480	-9,774	-29.39%
2110-481-05-0000	TEACHING-TEXTBOOKS SCH	39,883	33,508	-6,375	-15.98%
2110-481-09-0000	TEACHING-TEXTBOOKS HS	73,145	114,954	41,809	57.16%
2110-481-10-6500	TEACHING-TEXTBOOKS C & I	6,500	6,500		0.00%
2110-481-98-6500	TEACHING-TEXTBOOKS PVT SC	30,000	30,000		0.00%
2110-490-00-0000	TEACHING-BOCES SVCS	548,263	667,450	119,187	21.74%
2110-490-00-2101	BOCES Arts in Ed	26,770	37,000	10,230	38.21%
2110-490-00-6000	GUIDANCE/CURR BOCES	113,272	113,710	438	0.39%
2110-500-00-0010	MATERIALS & SUPPLIES-PREK	83,400	42,000	-41,400	-49.64%
2110-500-00-2100	TEACHING-MAT/SUP MUSIC	6,400	6,400		0.00%
2110-500-01-0000	TEACHING-MAT/SUP MS	25,500	25,500		0.00%
2110-500-01-1000	TEACHING-MAT/SUP MS ART	7,950	7,950		0.00%
2110-500-01-1300	TEACHING-MAT/SUP MS ENG	1,800	1,800		0.00%
2110-500-01-1500	TEACHING-MAT/SUP MS FLAN	1,500	1,500		0.00%
2110-500-01-1800	TEACHING-MAT/SUP MS TECH	6,000	6,000		0.00%
2110-500-01-1900	TEACHING-MAT/SUP MS MATH	3,500	3,500		0.00%
2110-500-01-2000	TEACHING-MAT/SUP MS FCS	5,000	5,000		0.00%
2110-500-01-2100	TEACHING-MAT/SUP MS MUS	4,500	4,500		0.00%
2110-500-01-2200	TEACHING-MAT/SUP MS PE	4,300	4,500	200	4.65%
2110-500-01-2400	TEACHING-MAT SUP MS SCI	12,000	12,000		0.00%
2110-500-01-2410	TEACHING-MAT/SUP MS ROB	6,000	6,000		0.00%
2110-500-01-2500	TEACHING-MAT/SUP MS SS	1,600	1,600		0.00%
2110-500-01-3505	TEACHING-MAT SUP MS STREA	6,250	6,250		0.00%
2110-500-01-3900	TEACHING-MAT/SUP MS ENR	10,000	10,000		0.00%
2110-500-02-0000	TEACHING-MAT/SUP WEST	55,810	55,810		0.00%
2110-500-02-0800	TEACHING-MAT/SUP WE WKSP	1,500		-1,500	-100.00%
2110-500-02-1000	TEACHING-MAT/SUP WE ART	4,350	4,350		0.00%
2110-500-02-1400	TEACHING-MAT/SUP WE ESL	750	750		0.00%
2110-500-02-2100	TEACHING-MAT/SUP WE MUSIC	3,500	3,500		0.00%
2110-500-02-2104	TEACHING-MAT/SUP WE DRAMA	1,500	1,500		0.00%
2110-500-02-2200	TEACHING-MAT/SUP WE PE	2,800	3,000	200	7.14%
2110-500-02-2300	TEACHING-MAT/SUP WE READ	4,840	10,000	5,160	106.61%
2110-500-02-3505	TEACHING-MAT SUP JW STREA	6,250	6,250		0.00%
2110-500-04-0000	TEACHING-MAT/SUP EPLA	50,865	48,125	-2,740	-5.39%
2110-500-04-1000	TEACHING-MAT/SUP EP ART	4,350	4,350		0.00%
2110-500-04-2100	TEACHING-MAT/SUP EP MUSIC	3,500	3,500		0.00%
2110-500-04-2104	TEACHING-MAT/SUP EP DRAMA	900	1,300	400	44.44%



Plainedge Union Free School District

Budget Presentation Report

Fiscal Year: 2027

Fund: A GENERAL FUND

Budget Account	Description	2025-2026 Adopted Budget	2026-2027 Proposed Budget	Dollar Change	Percent Change
2110-500-04-2200	TEACHING-MAT/SUP EP PE	2,300	2,500	200	8.70%
2110-500-04-2300	TEACHING-MAT/SUP EP READ	4,410	4,410		0.00%
2110-500-04-3505	TEACHING-MAT SUP EP STREA	6,250	6,250		0.00%
2110-500-05-0000	TEACHING-MAT/SUP SCH	60,985	66,706	5,721	9.38%
2110-500-05-1000	TEACHING-MAT/SUP SC ART	4,350	4,350		0.00%
2110-500-05-2100	TEACHING-MAT/SUP SC MUSIC	3,500	3,500		0.00%
2110-500-05-2104	TEACHING-MAT/SUP SC DRAMA	1,088	1,095	7	0.64%
2110-500-05-2200	TEACHING-MAT/SUP SCH PE	2,800	3,000	200	7.14%
2110-500-05-2300	TEACHING-MAT/SUP SC READ	4,750	6,450	1,700	35.79%
2110-500-05-3505	TEACHING-MAT SUP SC STREA	6,250	6,250		0.00%
2110-500-09-0000	TEACHING-MAT/SUP HS	37,000	38,000	1,000	2.70%
2110-500-09-1000	TEACHING-MAT/SUP HS ART	22,000	22,000		0.00%
2110-500-09-1200	TEACHING-MAT/SUP HS BUSIN	2,500	3,000	500	20.00%
2110-500-09-1300	TEACHING-MAT/SUP HS ENGL	900	900		0.00%
2110-500-09-1500	TEACHING-MAT/SUP HS FLAN	1,500	1,842	342	22.80%
2110-500-09-1900	TEACHING-MAT/SUP HS MATH	4,500	4,500		0.00%
2110-500-09-2100	TEACHING-MAT/SUP HS MUSIC	5,200	5,200		0.00%
2110-500-09-2200	TEACHING-MAT/SUP HS PE	4,700	5,000	300	6.38%
2110-500-09-2400	TEACHING-MAT/SUP HS SCI	35,000	41,000	6,000	17.14%
2110-500-09-2410	TEACHING-MAT/SUP HS ROBO	14,000	14,000		0.00%
2110-500-09-2415	TEACHING-MAT/SUP HS INTEL	2,000	2,000		0.00%
2110-500-09-2500	TEACHING-MAT/SUP HS SS	700	763	63	9.00%
2110-500-09-2800	TEACHING-MAT/SUP HS QB	300	300		0.00%
2110-500-09-3505	TEACHING-MAT SUP HS STREA	6,250	6,250		0.00%
2110-501-01-0000	TEACHING-PERIODICALS MS	250	250		0.00%
2110-501-09-0000	TEACHING-PERIODICALS HS	800	550	-250	-31.25%
2110-501-09-1000	TEACHING-PRDCLS HS ART	500	500		0.00%
2110-506-09-2100	TEACHING-UNIFORMS HS MUS	2,000	2,000		0.00%
2110-528-00-2101	TEACHING-RECOND MUSIC	850	850		0.00%
2250-132-00-0000	PPS-ACC COOR/ADD TEACH	16,855	17,107	252	1.50%
2250-150-00-3455	PPS-TCHR SAL M REGINA	26,553		-26,553	-100.00%
2250-150-01-0000	PPS TCHR SAL MS	1,810,808	1,846,973	36,165	2.00%
2250-150-02-0000	PPS-TCHR SAL WEST	1,638,842	1,650,205	11,363	0.69%
2250-150-04-0000	PPS-TCHR SAL EPLAIN	475,455	505,273	29,818	6.27%
2250-150-05-0000	PPS-TCHR SAL SCHWARTING	1,167,578	1,426,325	258,747	22.16%
2250-150-09-0000	PPS-TCHR SAL HS	2,032,719	2,100,913	68,194	3.35%
2250-151-01-0000	PPS-INSTR SAL MS	470,715	512,800	42,085	8.94%
2250-151-02-0000	PPS-INSTR SAL WE	391,141	431,938	40,797	10.43%
2250-151-04-0000	PPS-INSTR SAL EP		31,780	31,780	****. **%
2250-151-05-0000	PPS-INSTR SAL SCHWARTING	294,762	366,198	71,436	24.24%
2250-151-09-0000	PPS-INSTR SAL HS	564,198	545,042	-19,156	-3.40%
2250-154-00-0000	PPS-DIRECTOR SAL	384,433	394,922	10,489	2.73%
2250-160-00-0000	PPS-CLERICAL SAL	206,374	228,126	21,752	10.54%
2250-163-00-0000	PPS-NON-INSTR SAL	3,000	3,000		0.00%
2250-167-01-0000	PPS-T AIDES MS	146,671	229,600	82,929	56.54%
2250-167-02-0000	PPS-T AIDES WEST	327,790	373,100	45,310	13.82%
2250-167-04-0000	PPS-T AIDES EPLAIN	46,828	57,400	10,572	22.58%
2250-167-05-0000	PPS-T AIDES SCHWARTING	325,018	344,400	19,382	5.96%
2250-167-09-0000	PPS-T AIDES HS	345,546	545,300	199,754	57.81%
2250-200-00-3455	PPS-EQUIPMENT M REGINA	3,000	3,000		0.00%
2250-200-27-3400	PPS-EQUIPMENT CSE	25,000	35,000	10,000	40.00%
2250-400-00-3400	PPS-CONTRACTUAL CSE	2,500,000	3,500,000	1,000,000	40.00%
2250-400-00-3455	PPS-CONTRACTUAL M REGINA	250,000	345,000	95,000	38.00%
2250-400-01-3465	PPS-COUNSELING SVCS MS	34,000		-34,000	-100.00%
2250-400-02-3465	PPS-COUNSELING SVCS JHW	34,000		-34,000	-100.00%
2250-400-04-3465	PPS-COUNSELING SVCS EP	34,000		-34,000	-100.00%
2250-400-05-3465	PPS-COUNSELING SVCS SCHW	34,000		-34,000	-100.00%
2250-400-09-3465	PPS-COUNSELING SVCS HS	34,000		-34,000	-100.00%

Plainedge Union Free School District

Budget Presentation Report

Fiscal Year: 2027

Fund: A GENERAL FUND

Budget Account	Description	2025-2026 Adopted Budget	2026-2027 Proposed Budget	Dollar Change	Percent Change
2250-430-00-0000	PPS-CONF TRAVEL	85,000	20,000	-65,000	-76.47%
2250-471-00-3400	PPS-TUITION NYS PUB SCH	80,000	80,000		0.00%
2250-472-00-3400	PPS-TUITION ALL OTHER	1,720,000	800,000	-920,000	-53.49%
2250-472-00-3460	PPS-TUITION ALL OTHER ADJ	30,000	30,000		0.00%
2250-490-00-3450	PPS-BOCES SVCS	1,320,000	1,760,586	440,586	33.38%
2250-500-00-0000	PPS-MAT/SUP	20,000	20,000		0.00%
2250-500-00-2600	PPS-MAT/SUP SPEECH	5,000	5,000		0.00%
2250-500-00-3455	PPS-MAT/SUP M REGINA	5,000	5,000		0.00%
2250-500-00-3800	PPS-MAT/SUP LIFE SKILLS	20,000	20,000		0.00%
2250-500-01-0000	PPS-MAT/SUP MS	5,000	5,000		0.00%
2250-500-02-0000	PPS-MAT/SUP WEST	10,000	5,000	-5,000	-50.00%
2250-500-04-0000	PPS-MAT/SUP EP	30,800	20,000	-10,800	-35.06%
2250-500-05-0000	PPS-MAT/SUP SCHWARTING	5,000	15,000	10,000	200.00%
2250-500-09-0000	PPS-MAT/SUP HS	5,000	5,000		0.00%
2259-120-02-1400	TEACHING-TCHR SAL WE ENL	280,406	274,814	-5,592	-1.99%
2259-120-04-1400	TEACHING-TCHR SAL EP ENL	75,947	99,399	23,452	30.88%
2259-120-05-1400	TEACHING-TCHR SAL SCH ENL	117,802	122,793	4,991	4.24%
2259-130-01-1400	TEACHING-TCHR SAL MS ENL	119,846	91,587	-28,259	-23.58%
2259-130-09-1400	TEACHING-TCHR SAL HS ENL	246,402	158,725	-87,677	-35.58%
2280-490-26-0000	OCC ED-BOCES SVCS	564,948	692,076	127,128	22.50%
2330-150-00-0000	SPEC SCH-INSTR SALARIES	60,000	212,600	152,600	254.33%
2330-150-00-2850	ADULT ED - INSTR SAL	5,150	5,305	155	3.01%
2330-150-00-4200	Instr Sal-Fitness Cent	200,000	42,444	-157,556	-78.78%
2330-150-09-3200	Driver's Ed	14,689	3,538	-11,151	-75.91%
2330-400-00-2850	SPEC SCH CONTR ADULT ED	10,000	10,000		0.00%
2330-400-09-3200	SPEC SCH-HS DRIVERS ED	13,860	16,740	2,880	20.78%
2330-432-00-1100	SPEC SCH-ADVERT SUMM ENR	4,000	4,000		0.00%
2330-432-00-2850	SPEC SCH ADVERT ADULT ED	6,000	13,000	7,000	116.67%
2330-490-00-1100	SPEC SCH-BOCES SUMM ENRIC	105,000	140,000	35,000	33.33%
2330-500-00-1100	SPEC SCH-MAT/SUP SUMM ENR	13,000	15,000	2,000	15.38%
2330-500-00-2850	SPEC SCH-MAT/SUP ADULT ED	3,000	3,500	500	16.67%
2610-150-01-0000	LIBR AV-INSTR SAL MS	136,414	140,536	4,122	3.02%
2610-150-02-0000	LIBR AV-INSTR SAL WEST	138,720	142,001	3,281	2.37%
2610-150-04-0000	LIBR AV-INSTR SAL EPLAIN	82,336	87,801	5,465	6.64%
2610-150-05-0000	LIBR AV-INSTR SAL SCHWART	75,194	76,322	1,128	1.50%
2610-150-09-0000	LIBR AV-INSTR SAL HS	192,394	150,433	-41,961	-21.81%
2610-151-01-0000	Instructional Salaries	33,597	34,650	1,053	3.13%
2610-151-09-0000	Instructional Salaries	33,297	81,280	47,983	144.11%
2610-160-09-0000	LIBR AV-CLERICAL SAL HS	48,558	50,131	1,573	3.24%
2610-164-00-0000	LIBR AV-NON-INSTR SAL	3,000		-3,000	-100.00%
2610-167-01-0000	LIBR AV-NON-INSTR SAL MS	38,175	31,147	-7,028	-18.41%
2610-167-02-0000	LIBR AV-NON-INSTR SAL WES	16,288	16,612	324	1.99%
2610-167-04-0000	LIBR AV-NON-INSTR SAL EPLA	16,288	16,612	324	1.99%
2610-167-05-0000	LIBR AV-NON-INSTR SAL SCH	16,288	16,612	324	1.99%
2610-500-01-0000	LIBR AV-MAT/SUP MS	1,000	3,000	2,000	200.00%
2610-500-02-0000	LIBR AV-MAT/SUP WE	500	500		0.00%
2610-500-04-0000	LIBR AV-MAT/SUP EPLA	800	800		0.00%
2610-500-05-0000	LIBR AV-MAT/SUP SCH	1,977	1,900	-77	-3.89%
2610-500-09-0000	LIBR AV-MAT/SUP HS	4,500	4,485	-15	-0.33%
2610-501-01-0000	LIBR AV-PERIODICALS MS	600	300	-300	-50.00%
2610-501-02-0000	LIBR AV-PERIODICALS WEST	450	250	-200	-44.44%
2610-501-09-0000	LIBR AV-PERIODICALS HS	7,210	7,362	152	2.11%
2610-511-01-0000	LIBR AV-LIBRARY BOOKS MS	10,300	6,000	-4,300	-41.75%
2610-511-02-0000	LIBR AV-LIBRARY BKS WEST	9,680	9,830	150	1.55%
2610-511-04-0000	LIBR AV-LIBRARY BKS EPLA	8,820	8,300	-520	-5.90%
2610-511-05-0000	LIBR AV-LIBRARY BKS SCH	10,580	11,100	520	4.91%
2610-511-09-0000	LIBR AV-LIBRARY BKS HS	12,000	5,472	-6,528	-54.40%
2610-511-99-3455	LIBR AV-LIBRARY BKS M REG	1,032	1,032		0.00%

Plainedge Union Free School District

Budget Presentation Report

Fiscal Year: 2027

Fund: A GENERAL FUND

Budget Account	Description	2025-2026 Adopted Budget	2026-2027 Proposed Budget	Dollar Change	Percent Change
2610-513-09-0000	LIBR AV-DATABASES HS	7,000	10,077	3,077	43.96%
2630-150-00-0000	COMP INSTR-INSTR SAL	345,083	376,496	31,413	9.10%
2630-160-00-0000	COMP INSTR-CLERICAL SAL	35,244	37,089	1,845	5.23%
2630-200-00-1800	COMP INSTR-EQUIPMENT	60,650	60,650		0.00%
2630-200-99-3455	Equipment - Maria Regina	2,157	2,274	117	5.42%
2630-220-00-1800	COMP INSTR-STATE AID HDWR	65,271	62,000	-3,271	-5.01%
2630-400-00-1800	COMP INSTR-CONTRACTUAL	286,332	282,054	-4,278	-1.49%
2630-460-00-1800	COMP INSTR-AIDABLE SFTWRE	102,041	106,096	4,055	3.97%
2630-460-99-3455	Comp Software-Aidable-MR	2,697	2,697		0.00%
2630-465-00-1800	COMP INSTR-SOFTWARE	140,596	121,639	-18,957	-13.48%
2630-490-00-0000	COMP INSTR-BOCES SVCS	689,422	959,965	270,543	39.24%
2630-500-00-1800	COMP INSTR-MAT/SUP	175,000	175,000		0.00%
2810-150-01-0000	GUIDANCE-INST SAL MS	436,081	448,140	12,059	2.77%
2810-150-02-0000	GUIDANCE-INSTR SAL JHW	18,541	20,239	1,698	9.16%
2810-150-04-0000	GUIDANCE-INSTR SAL EP	18,541	20,239	1,698	9.16%
2810-150-05-0000	GUIDANCE-INSTR SAL SCH	18,541	20,239	1,698	9.16%
2810-150-09-0000	GUIDANCE-INSTR SAL HS	589,074	612,254	23,180	3.93%
2810-152-00-0000	GUIDANCE-INSTR SAL PRCTR	36,050	35,000	-1,050	-2.91%
2810-154-00-0000	GUIDANCE-DIRECTOR SAL	188,795	194,973	6,178	3.27%
2810-160-01-0000	GUIDANCE-CLERICAL SAL MS	67,683	47,231	-20,452	-30.22%
2810-160-09-0000	GUIDANCE-CLERICAL SAL HS	146,079	151,595	5,516	3.78%
2810-161-00-0000	GUIDANCE-NON-INSTR SAL	1,545	-1,545	-1,545	-100.00%
2810-161-09-0000	GUIDANCE-NON-INST OT HS	4,000	5,000	1,000	25.00%
2810-400-00-6000	GUIDANCE-CONTRACTUAL	5,000	6,138	1,138	22.76%
2810-467-00-0000	GUIDANCE MEM/DUES	3,000	3,000		0.00%
2810-468-00-6000	GUIDANCE-TESTS/SCORING	68,000	74,424	6,424	9.45%
2810-490-00-0000	GUIDANCE-BOCES SVCS	66,636	54,268	-12,368	-18.56%
2810-500-00-6000	GUIDANCE-MAT/SUP	2,000	2,000		0.00%
2810-500-01-0000	GUIDANCE-MAT/SUP MS	1,500	1,500		0.00%
2810-500-02-0000	GUIDANCE MAT & SUP WEST	2,500	2,500		0.00%
2810-500-04-0000	GUIDANCE-MAT/SUP EPLAIN	2,500	2,500		0.00%
2810-500-05-0000	GUIDANCE MAT/SUP SCHW	2,500	2,500		0.00%
2810-500-09-0000	GUIDANCE-MAT/SUP HS	2,500	1,500	-1,000	-40.00%
2810-501-00-6000	GUIDANCE-PERIODICALS	700	755	55	7.86%
2815-160-00-0000	HLTH SVC-NURSES SUBS	15,450	7,500	-7,950	-51.46%
2815-160-01-0000	HLTH SVC-NURSES SAL MS	68,410	70,654	2,244	3.28%
2815-160-02-0000	HLTH SVCS-NURSES SAL WEST	83,721	66,220	-17,501	-20.90%
2815-160-04-0000	HLTH SVCS-NURSES SAL EPLA	65,365	67,507	2,142	3.28%
2815-160-05-0000	HLTH SVCS-NURSES SAL SCH	67,101	69,311	2,210	3.29%
2815-160-09-0000	HLTH SVC-NURSES SAL HS	66,362	68,536	2,174	3.28%
2815-161-00-0000	HLTH SVCS-OVERTIME	15,000	12,500	-2,500	-16.67%
2815-200-00-0000	HLTH SVCS EQUIPMENT	3,000	3,125	125	4.17%
2815-400-00-3450	HLTH SVCS-CONTRACTUAL PPS	85,000	188,988	103,988	122.34%
2815-411-00-3450	HLTH SVCS-MEDICAL INSPECT	275	350	75	27.27%
2815-461-00-0000	HLTH SVCS-PRIVATE SCH	100,000	100,000		0.00%
2815-490-00-0000	HLTH SVCS-BOCES SVCS	50,000	50,000		0.00%
2815-500-01-0000	HLTH SVCS-MAT/SUP MS	3,000	3,181	181	6.03%
2815-500-02-0000	HLTH SVCS-MAT/SUP WE	3,000	3,181	181	6.03%
2815-500-04-0000	HLTH SVCS-MAT/SUP EPLA	3,000	3,181	181	6.03%
2815-500-05-0000	HLTH SVCS-MAT/SUP SCHW	3,000	3,181	181	6.03%
2815-500-09-0000	HLTH SVCS-MAT/SUP HS	3,000	3,181	181	6.03%
2820-150-00-0000	PSYCH SVCS-INSTR SAL DW	118,911	254,266	135,355	113.83%
2820-150-00-3455	PSYCH SVCS-INSTR SAL M RE	20,963	22,036	1,073	5.12%
2820-150-01-0000	PSYCH SVCS-INS SAL MS	176,839	145,936	-30,903	-17.48%
2820-150-02-0000	PSYCH SVCS-INST SAL WEST	199,747	141,030	-58,717	-29.40%
2820-150-04-0000	PSYCH SVCS-INST SAL EPLA	136,893	141,030	4,137	3.02%
2820-150-05-0000	PSYCH SVCS-INST SAL SCHW	234,088	241,328	7,240	3.09%
2820-150-09-0000	PSYCH SVCS-INST SAL HS	196,258	206,710	10,452	5.33%

Plainedge Union Free School District

Budget Presentation Report

Fiscal Year: 2027

Fund: A GENERAL FUND

Budget Account	Description	2025-2026 Adopted Budget	2026-2027 Proposed Budget	Dollar Change	Percent Change
2825-150-01-0000	SOCIAL SRK-INST SAL MS	108,549	114,036	5,487	5.05%
2825-150-02-0000	SOCIAL SRK-INST SAL JHW	29,558	32,265	2,707	9.16%
2825-150-04-0000	SOCIAL SRK-INST SAL EP	29,558	32,265	2,707	9.16%
2825-150-05-0000	SOCIAL SRK-INST SAL SCHW	30,454	33,243	2,789	9.16%
2825-150-09-0000	SOCIAL WRK-INST SAL HS	85,203	89,263	4,060	4.77%
2825-400-00-3455	SOCIAL WRK-CONTR MREGINA		56,440	56,440	****. **%
2825-490-00-3455	Social Worker M Regina	50,000		-50,000	-100.00%
2850-150-01-0000	CO CURRIC-INSTR SAL MS	85,812	87,020	1,208	1.41%
2850-150-02-0800	CO CURR-INS SAL WE	13,297	11,075	-2,222	-16.71%
2850-150-04-0800	CO CURR-INS SAL EP	13,297	11,075	-2,222	-16.71%
2850-150-05-0800	CO CURRIC-INS SAL SCH	13,297	11,075	-2,222	-16.71%
2850-150-09-0000	CO CURRIC-INSTR SAL HS	192,023	194,753	2,730	1.42%
2850-151-00-0000	CO CURRIC-INSTR SAL	52,500	57,000	4,500	8.57%
2850-152-00-0000	CO CURRIC-INSTR SAL	41,200	27,000	-14,200	-34.47%
2850-152-00-2100	CO CURRIC-INST SAL MUSIC	16,480	17,000	520	3.16%
2850-152-01-0000	CO CURRIC-INST SAL ATH MS	16,480	30,000	13,520	82.04%
2850-152-09-0000	CO CURRIC-INST SAL ATH HS	81,000	111,000	30,000	37.04%
2850-416-09-1300	CO CURRIC-STUD PUB HS ENG	5,000	3,400	-1,600	-32.00%
2850-500-00-2101	CO CURRIC-MAT/SUP MUSIC	300	300		0.00%
2855-150-01-0000	INTERSCH ATH-COACHING SAL	192,782	195,772	2,990	1.55%
2855-150-09-0000	INTERSCH ATH-COACHING SAL	400,531	415,641	15,110	3.77%
2855-154-00-0000	INTERSCH ATH-DIRECTOR SAL	194,515	200,881	6,366	3.27%
2855-160-00-0000	INTERSCH ATH-CLERICAL SAL	97,663	53,087	-44,576	-45.64%
2855-163-00-0000	INTERSCH ATH-NON-INS SAL	201,545	6,000	-195,545	-97.02%
2855-200-01-0000	INTERSCH ATH-EQUIPMENT MS	34,735	33,750	-985	-2.84%
2855-200-09-0000	INTERSCH ATH-EQUIPMENT HS	40,020	45,070	5,050	12.62%
2855-400-00-4200	Contr and Other-Fitness C		22,290	22,290	****. **%
2855-400-01-0000	INTERSCH ATHL-CONTR MS	24,400		-24,400	-100.00%
2855-400-09-0000	INTERSCH ATHL-CONTR HS	70,499	110,000	39,501	56.03%
2855-407-00-0000	INTERSCH ATH-LAUNDRY	3,600	4,000	400	11.11%
2855-408-00-0000	INTERSCH ATH-RECOND	25,260	30,000	4,740	18.76%
2855-430-00-0000	INTERSCH ATH-CONF/TRAV	5,747	6,000	253	4.40%
2855-467-00-0000	INTERSCH ATH-MEM/DUES	3,539	4,500	961	27.15%
2855-490-00-0000	INTERSCH ATH-BOCES SVCS	138,227	174,100	35,873	25.95%
2855-490-01-0000	INTERSCH ATHL-BOCES MS	500		-500	-100.00%
2855-490-09-0000	INTERSCH ATHL-BOCES HS	18,000		-18,000	-100.00%
2855-500-00-0000	INTERSCH ATH-MAT/SUP	400	500	100	25.00%
2855-500-00-4200	Mat & Supp - Fitness Cent		3,500	3,500	****. **%
2855-500-01-0000	INTERSCH ATH-MAT/SUP MS	13,125	15,500	2,375	18.10%
2855-500-09-0000	INTERSCH ATH-MAT/SUP HS	49,474	58,250	8,776	17.74%
2855-506-01-0000	INTERSCH ATH-UNIFORMS MS	25,700	17,000	-8,700	-33.85%
2855-506-09-0000	INTERSCH ATH-UNIFORMS HS	37,925	44,870	6,945	18.31%
5510-160-00-0000	TRANS-NON INSTR SAL	470,359	478,348	7,989	1.70%
5510-161-00-0000	TRANS-DRIVERS' SALARIES	1,702,238	1,752,004	49,766	2.92%
5510-163-00-0000	TRANS-NON-INSTR SAL	40,000	40,000		0.00%
5510-168-55-0000	TRANS-DIST F/T SALARIES	32,500	32,500		0.00%
5510-172-55-0000	TRANS-ATHLETIC TRIPS SAL	65,000	65,000		0.00%
5510-200-55-0000	TRANS-EQUIPMENT	10,000	10,000		0.00%
5510-210-55-0000	TRANS-BUS PURCHASES	511,633	564,962	53,329	10.42%
5510-400-55-0000	TRANS-CONTRACTUAL	53,736	57,086	3,350	6.23%
5510-410-55-0000	TRANS-GEN LIAB INSURANCE	213,580	167,683	-45,897	-21.49%
5510-423-55-0000	TRANS-REPAIRS	41,800	42,300	500	1.20%
5510-430-55-0000	TRANS-CONF TRAVEL	500	500		0.00%
5510-432-55-0000	TRANS-ADVERTISING	500	500		0.00%
5510-443-55-0000	TRANS-LIGHT AND POWER	9,500	9,500		0.00%
5510-467-55-0000	TRANS-MEM/DUES	525	525		0.00%
5510-500-55-0000	TRANS-MAT/SUP	76,100	70,000	-6,100	-8.02%
5510-503-55-0000	TRANS-PERIODICALS	500	500		0.00%

Plainedge Union Free School District

Budget Presentation Report

Fiscal Year: 2027

Fund: A GENERAL FUND

Budget Account	Description	2025-2026 Adopted Budget	2026-2027 Proposed Budget	Dollar Change	Percent Change
5510-504-55-0000	TRANS-TIRES AND CHAINS	12,000	10,000	-2,000	-16.67%
5510-510-55-0000	TRANS-OIL,LUBE ANTIFREEZE	4,000	4,000		0.00%
5510-512-55-0000	TRANS-GASOLINE	165,000	160,000	-5,000	-3.03%
5530-400-55-0000	GARAGE-CONTRACTUAL	52,993	54,053	1,060	2.00%
5530-500-55-0000	GARAGE-MAT/SUP	600	600		0.00%
5540-400-55-0000	CONTR TRANS-CONTRACTUAL	350,000	200,000	-150,000	-42.86%
5540-406-55-0000	CONTR TRANS-FIELD TRIPS	10,000	10,000		0.00%
5540-424-55-0000	CONTR TRANS-CONTR SPED	500,000	400,000	-100,000	-20.00%
5540-426-55-0000	CONTR TRANS-CONTR ATHLETI	10,000	10,000		0.00%
5581-490-55-0000	BOCES TRANS-BOCES SVCS	300,000	150,000	-150,000	-50.00%
7310-150-01-2875	AM PM Enrichment Salaries	27,911	43,680	15,769	56.50%
7310-150-02-2875	AM PM Enrichment Salaries	97,687	76,440	-21,247	-21.75%
7310-150-04-2875	AM PM Enrichment Salaries	55,821	76,440	20,619	36.94%
7310-150-05-2875	AM PM Enrichment Salaries	97,687	76,440	-21,247	-21.75%
7310-160-01-2875	AM PM Enrichment Salaries	25,076	39,200	14,124	56.32%
7310-160-02-2875	AM PM Enrichment Salaries	87,763	68,600	-19,163	-21.83%
7310-160-04-2875	AM PM Enrichment Salaries	50,151	68,600	18,449	36.79%
7310-160-05-2875	AM PM Enrichment Salaries	87,763	68,600	-19,163	-21.83%
7310-400-01-2875	AM PM Enrich. Contractual	18,855	18,855		0.00%
7310-400-02-2875	AM PM Enrich. Contractual	26,935	26,935		0.00%
7310-400-04-2875	AM PM Enrich. Contractual	26,935	26,935		0.00%
7310-400-05-2875	AM PM Enrich. Contractual	26,935	26,935		0.00%
7310-500-01-2875	AM PM Enrichment M&S	6,000	6,000		0.00%
7310-500-02-2875	AM PM Enrichment M&S	12,000	12,000		0.00%
7310-500-04-2875	AM PM Enrichment M&S	12,000	12,000		0.00%
7310-500-05-2875	AM PM Enrichment M&S	12,000	12,000		0.00%
9010-800-00-0000	STATE RETIREMENT-ERS	1,322,210	1,664,176	341,966	25.86%
9020-800-00-0000	TEACHERS' RETIREMENT-TRS	4,723,957	4,027,417	-696,540	-14.74%
9030-800-00-0000	SOCIAL SECURITY	4,245,681	4,517,866	272,185	6.41%
9040-800-00-0000	WORKERS' COMPENSATION	359,160	434,160	75,000	20.88%
9045-800-00-0000	LIFE INSURANCE	32,759	35,655	2,896	8.84%
9045-800-00-4000	LIFE INSURANCE RETIREES	40,000	20,000	-20,000	-50.00%
9050-800-00-0000	UNEMPLOYMENT INSURANCE	18,000	18,000		0.00%
9055-100-00-0000	LONG TERM DISABILITY	8,379	7,380	-999	-11.92%
9055-800-00-0000	LONG TERM DISABILITY	72,000	72,000		0.00%
9060-100-00-0000	SALARIES	875,000	900,000	25,000	2.86%
9060-401-00-0000	CONTRACTUAL-MEDICARE PT B	945,400	1,041,962	96,562	10.21%
9060-800-00-0000	DENTAL INSURANCE	282,000	282,000		0.00%
9060-805-00-0000	HEALTH INSURANCE	9,715,341	10,329,859	614,518	6.33%
9060-805-00-4000	HEALTH INS RETIREES	1,987,039	2,350,424	363,385	18.29%
9901-930-00-0000	TRANSFER-SCHOOL LUNCH	6,000	6,000		0.00%
9901-950-00-0000	TRANSFER-SPECIAL AID	375,000	525,000	150,000	40.00%
9901-960-10-0000	TRANSFER-DEBT SERVICE-EPC	1,326,883	1,326,883		0.00%
9950-900-00-0000	TRANSFER-CAPITAL	750,000	500,000	-250,000	-33.33%
Total GENERAL FUND		107,993,676	111,191,968	3,198,292	2.96%

Selection Criteria

Plainedge Union Free School District

Budget Presentation Report

Fiscal Year: 2027

Budget Account	Description	2025-2026 Adopted Budget	2026-2027 Proposed Budget	Dollar Change	Percent Change
----------------	-------------	--------------------------------	---------------------------------	------------------	-------------------

Criteria Name: Shared: Budget Pres Final
Fund: A
Budget type: Regular
Suppress Budget Accounts with Zero Amounts
Report Title: Budget Presentation Report
Column 1 Value: Current Year Initial
Column 2 Value: Proposed Amount
Column 3 Value: Dollar
Column 4 Value: Percent
Column 5 Value: None
Column 6 Value: None
Column 7 Value: None
Column 8 Value: None
Column 9 Value: None
Column 10 Value: None
Column 11 Value: None
Column 12 Value: None
Column 13 Value: None
From Column Value: Current Year Initial
To Column Value: Proposed Amount
Sort by: Fund/Function
Printed by Peter Porrazzo

FINAL