

# Plainedge Public Schools 2026-2027 Budget Presentation

## Tax Cap Calculation

Presentation to the Board of Education

---

Peter Porrazzo, Assistant Superintendent for Business

Teresa McCarthy, Assistant Business Administrator

March 10, 2026



# Tax Levy Limit Calculations 2026-2027

## Major Drivers

### ▶ **MAXIMUM TAX LEVY OF 2.14%**

▶ **INFLATION FACTOR 2.00%, ACTUAL INFLATION 2.63%**


▶ **TAX BASE GROWTH FACTOR 0.30%**

#### ▶ **EXCLUSIONS:**

- ▶ **BUILDING AID**
- ▶ **DEBT SERVICE**
- ▶ **COMPLETED CAPITAL PROJECTS**
- ▶ **PILOTS**



# Tax base growth factor, Allowable Levy (CPI-U) Growth Factor and PILOT (Payment in Lieu of Taxes)

2025/2026 Approved Actual Tax Levy	71,261,181
Tax Base Growth Factor	1.0030
 Based on “quantity change,” such as new construction, newly taxable status of existing property, or measurable improvements to taxable property within the boundaries of the school district	71,474,965
PILOTs prior year	+1,397,474
Capital exclusion prior year	-210,593

## Based on Consumer Price Index (CPI-U 2.63%)

Adjusted Prior Year Tax Levy	72,661,846
Allowable Levy Growth Factor	2.00%
(lesser of 2% or sum of 1 plus inflation factor)	74,115,082
Projected PILOTs 2026-2027	-1,546,077
Carryover from 2025-2026	218,033
ERS Exemption	0
Allowable Capital exclusion for 2026-2027	0
Maximum Tax Levy Threshold for 2026-2027	72,787,038
Percent increase in the Tax Levy (staying within the Tax Cap rules)	+\$1,525,857 or 2.14%

# Capital Expenditure Exclusions

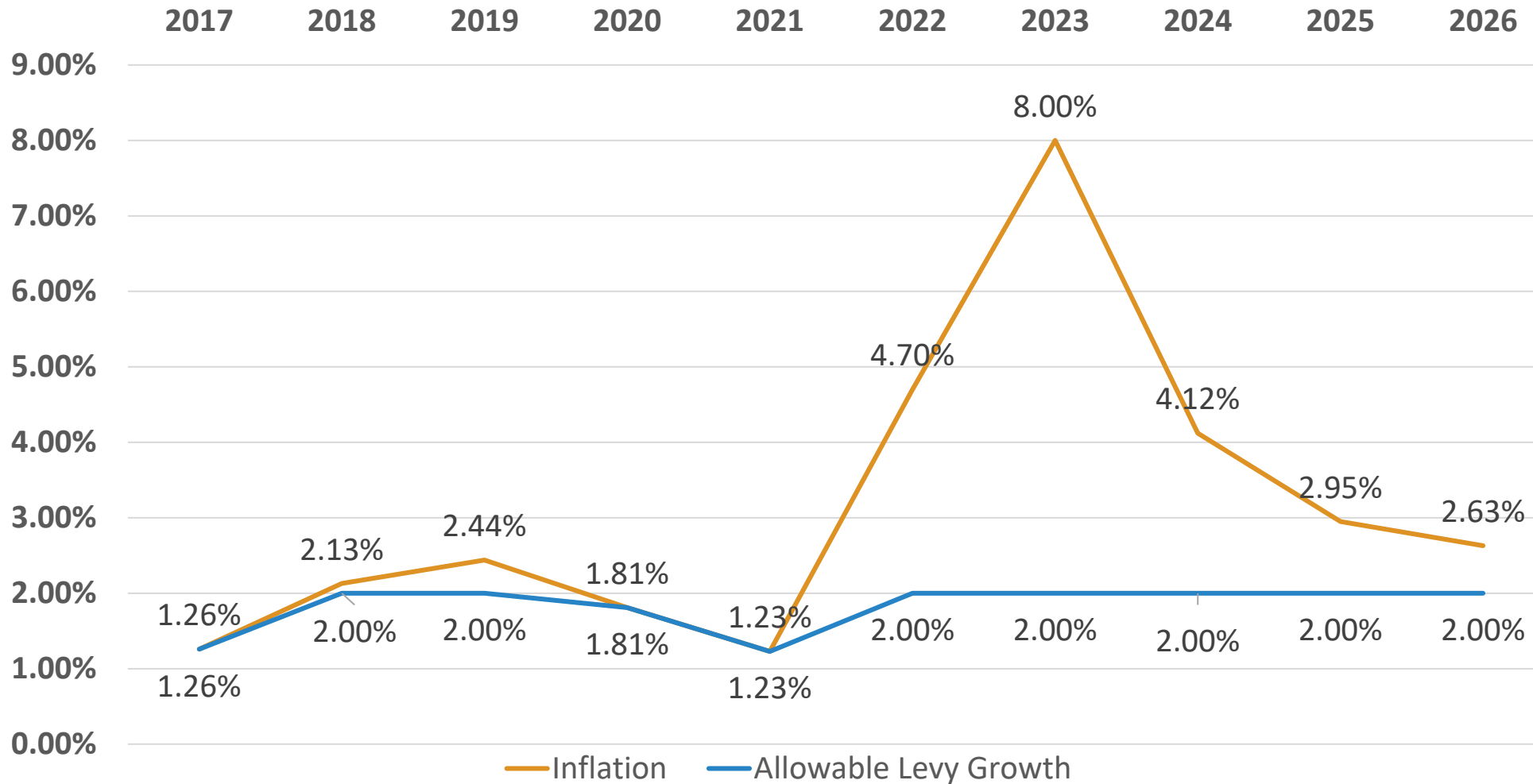
2025-2026		2026-2027	
Debt Service	1,326,983	Debt Service	1,326,883
BOCES Expense Exclusion	96,712	BOCES Expense Exclusion	96,492
Capital Outlay	750,000	Capital Outlay	500,000
Bus Purchases	511,633	Bus Purchases	564,962
<b>Total Capital Expenditures</b>	<b>2,685,328</b>	<b>Total Capital Expenditures</b>	<b>2,488,337</b>
<b>Building Aid:</b>		<b>Building Aid:</b>	
General Formula Aid Output Report		General Formula Aid Output Report	
Line 7a Regular Building Aid	2,229,719	Line 7a Regular Building Aid	2,700,931
BOCES Aid	41,042	BOCES Aid	44,073
Less: Building Condition Survey Aid (BCS Output Entry 11)	-	Less: Building Condition Survey Aid (BCS Output Entry 11)	-
<b>Total Building Aid</b>	<b>2,270,761</b>	<b>Total Building Aid</b>	<b>2,745,004</b>
<b>Transportation Aid:</b>		<b>Transportation Aid:</b>	
Transportation formula Aid Output Report		Estimated transportation aid output report	
Total assumed capital exp aidable in 2025-26	352,287	Total assumed capital exp aidable in 2026-27	319,063
State share ratio for transportation	57.9%	Given: State share ratio for transportation	61.5%
<b>Total Aid</b>	<b>203,974</b>	<b>Total Aid</b>	<b>196,224</b>
<b>Building Aid, Trans. Aid &amp; Reserve</b>	<b>2,474,735</b>	<b>Building Aid, Trans. Aid &amp; Reserve</b>	<b>2,941,228</b>
<b>Capital Exclusion</b>	<b>210,593</b>	<b>Capital Exclusion</b>	<b>-</b>



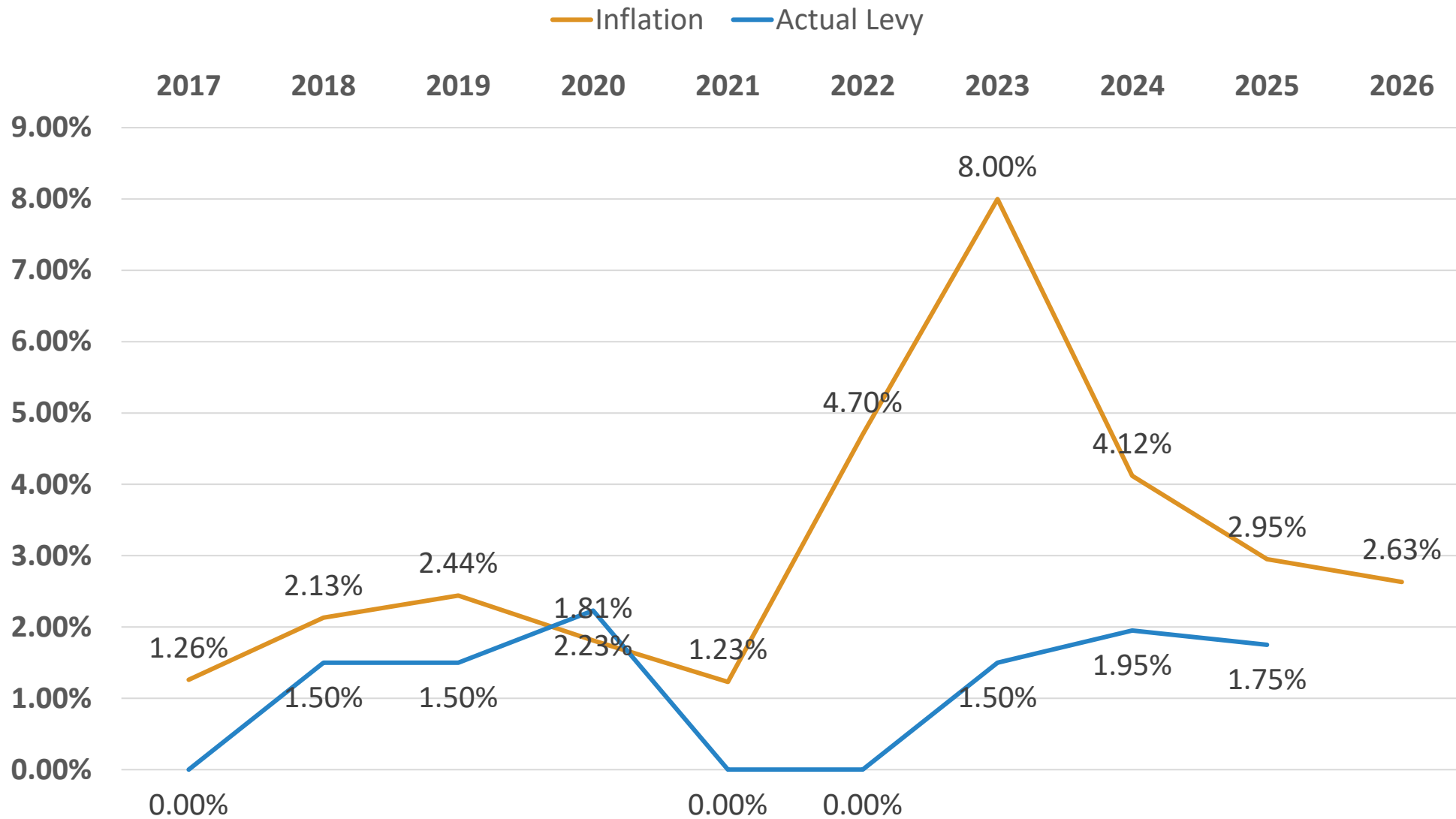
Capital Exclusion = \$0



# Actual CPI vs CPI used for Tax Levy



# Annual CPI vs Actual Tax Levy



# Plainedge Executive Budget Proposal

Aid Type	State Aid		Increase/ (Decrease)
	2025-26	Initial 2026-27	
Foundation Aid	\$17,995,798	\$19,371,601	\$1,375,803
BOCES	1,846,621	2,208,161	361,540
High Cost Excess Aid	231,492	225,659	(5,833)
Private Excess Cost	213,951	411,847	197,896
Hardware and Technology	37,771	40,774	3,003
Software, Library, Textbook	233,627	234,787	1,160
Transportation Incl Summer	1,857,669	2,185,136	327,467
Building and Building Reorg Incentive	1,816,445	1,939,521	123,076
High Tax Aid	1,440,012	1,440,012	-
Supplemental Pub Excess Cost	12,802	12,802	-
Pre-K	874,795	1,580,000	705,205
<b>Total per Executive Budget</b>	<b>\$26,560,983</b>	<b>\$29,650,300</b>	<b>\$3,089,317</b>
<b>Less: Pre-K aid</b>	<b>(874,795)</b>	<b>(1,580,000)</b>	<b>(705,205)</b>
	<b><u>\$25,686,188</u></b>	<b><u>\$28,070,300</u></b>	<b><u>\$2,384,112</u></b>

# Projected Revenue Sources with Maximum Tax Levy

	<b>Proposed Budget</b>	
<b>Revenue</b>		
State Aid 26-27	28,070,300	26-27 state aid runs
2025-2026 Tax Levy	71,261,181	
Other Sources of Revenue	3,566,500	
LIPA PILOT	1,546,077	
<b>Levy Increase</b>	<b>1,525,857</b>	<b>2.14%</b>
Projected Revenue	105,969,915	
Current Expense Budget	<u>112,051,036</u>	as of 3/10/26
Amount Needed to Balance the Budget	6,081,121	
Current Applied Fund Balance/Reserves	<u>4,737,756</u>	
Increase in Applied Fund Balance/Reserves	<u><u>1,343,365</u></u>	

# TAX LEVY OPTIONS

Tax Levy Options					Applied Fund Balance and Reserves
School Tax Levy Increase		Total Levy	Tax Levy Under Maximum		
% Increase	\$ Increase		%	\$	
2.14%	1,525,857	72,787,038			6,081,121
2.00%	1,425,224	72,686,405	0.14%	100,634	6,181,755
1.75%	1,247,071	72,508,252	0.39%	278,787	6,359,908
1.50%	1,068,918	72,330,099	0.64%	456,940	6,538,061
1.25%	890,765	72,151,946	0.89%	635,092	6,716,213
1.00%	712,612	71,973,793	1.14%	813,245	6,894,366
0.75%	534,459	71,795,640	1.39%	991,398	7,072,519
0.50%	356,306	71,617,487	1.64%	1,169,551	7,250,672
0.25%	178,153	71,439,334	1.89%	1,347,704	7,428,825
0.00%	-	71,261,181	2.14%	1,525,857	7,606,978

# QUESTIONS?

