

Plainedge Public Schools 2026-2027 Budget Presentation

Transportation

Presentation to the Board of Education

Peter Porrazzo, Assistant Superintendent for Business
Teresa McCarthy, Assistant Business Administrator
Brian McCarthy, Transportation Supervisor
January 20, 2026



Transportation

A Historical Perspective

•2025-2026: \$2,322,967

•2026-2027: \$2,247,209

Year-to-Year Change: (\$75,758)

2025-2026 does not include \$2,310,097 of budgeted salaries, total transportation budget \$4,633,064

2026-2027 does not include \$2,366,906 of budgeted salaries, total transportation budget \$4,614,115



Students Transported 2025-26



Eastplain	71
Charles E. Schwarting	250
John H. West	248
Middle School	655
High School	425
Private and Special Schools	112
Transported by Contractor	13
Athletic Shuttles	Typically >250



Bus Routes

Eastplain - 2

Charles E. Schwarting - 10

John H. West - 8

High School - 14

Middle School - 19

Athletic Shuttles - 5

**In-house Transportation for
Private and Special Schools - 22**

**Outsourced Transportation for
Private and Special Schools - 9**



Transportation Staff

- Supervisor **1**
- Dispatcher **1**
- Assistant Dispatcher/PT Driver **1**
- Clerical **1**
- Hourly Drivers **38**
- Mechanics **3**
- Bus Aides/Matrons **16**



Current Transportation Equipment



23 Large Buses

Max Capacity 66 students

Oldest: 2015

Newest: 2024

Average age of Buses: 5.13 Years

22 Small Buses

Max Capacity 30 Students

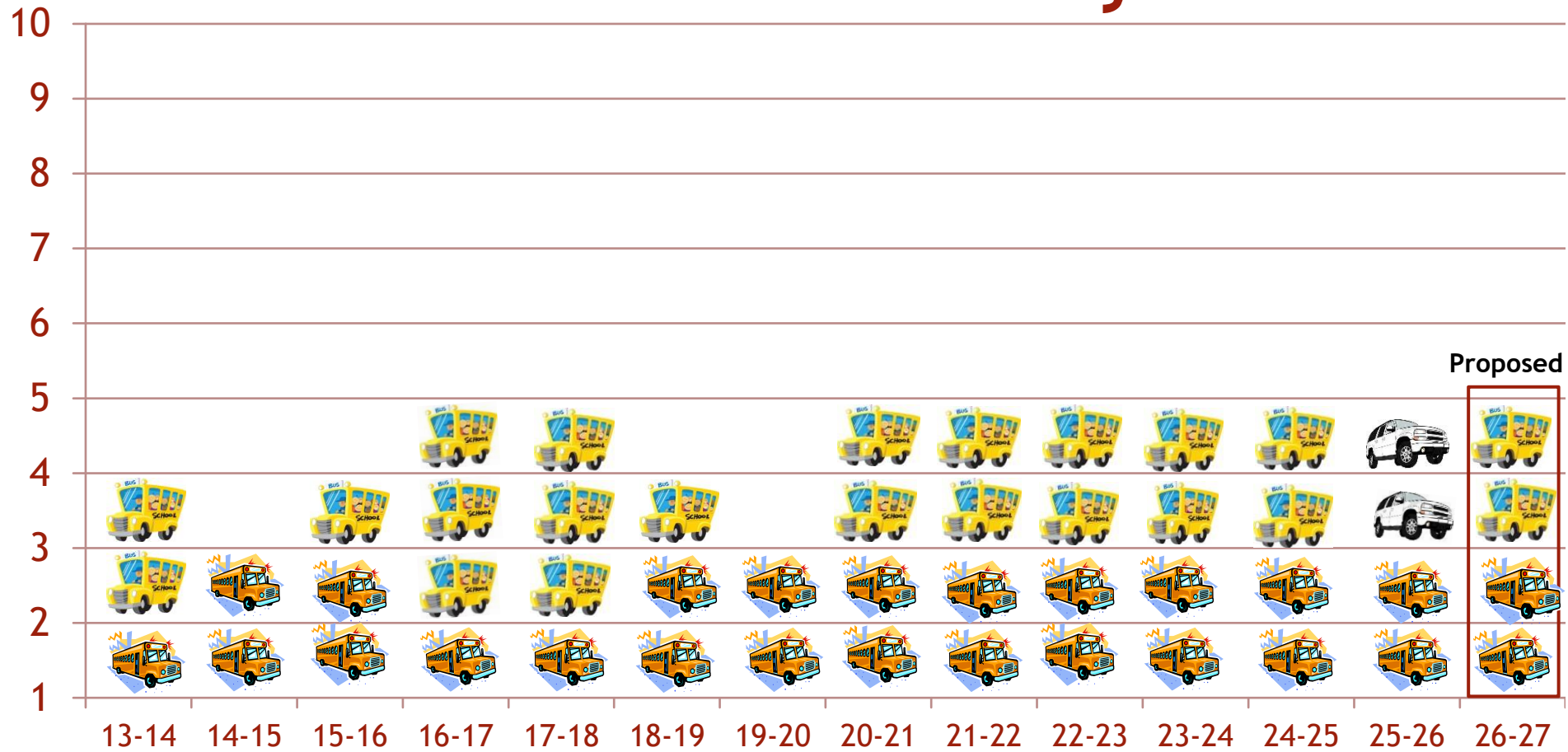
Oldest: 2014

Newest: 2025

Average age of Buses: 5.59 Years



Bus Fleet Summary

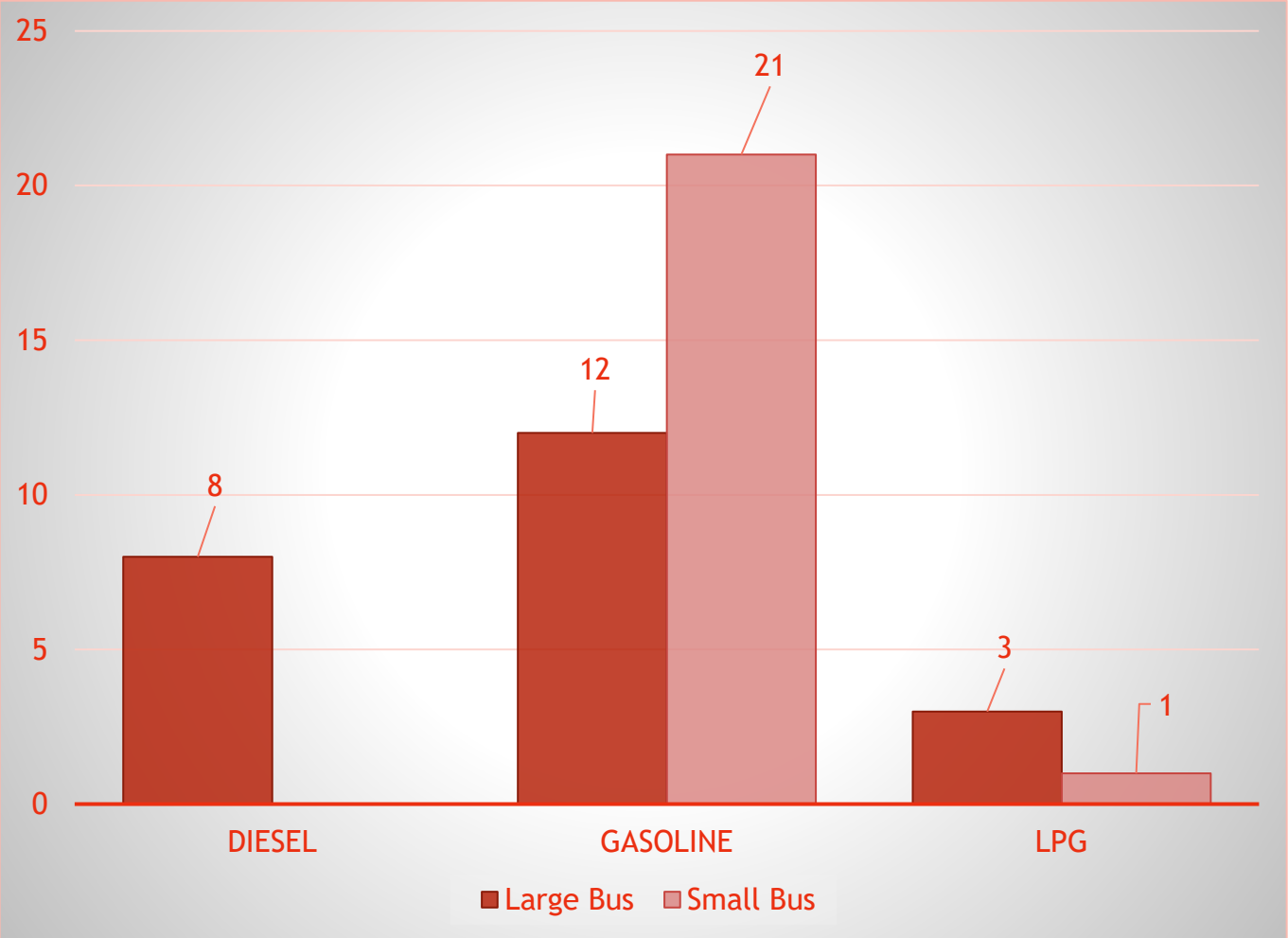


Small Bus 

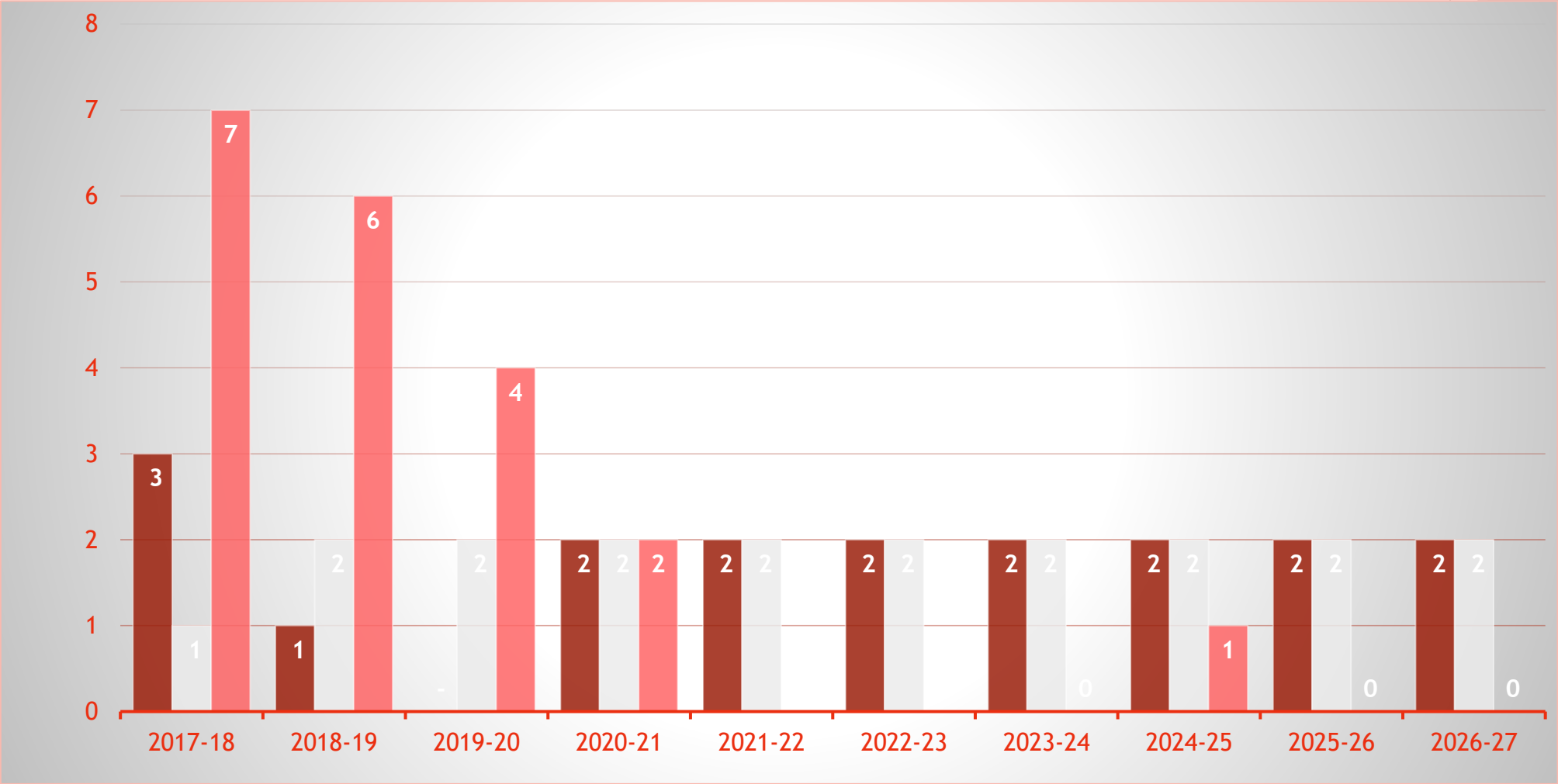
Large Bus 

SUV 

Current Bus Fleet Summary by Fuel Type



Ten Year Bus Purchasing Schedule



■ = Small Bus Purchase

= Big Bus Purchase

■ = Buses 15 Years or Older

Budget Components

Description	2025-2026	2026-2027	\$ Increase/(Decrease)	% Increase/(Decrease)
Equipment	\$521,633	\$574,962	\$53,329	10.22%
Contractual	\$320,141	\$278,094	(\$42,047)	(13.13%)
Material & Supplies	\$258,200	\$245,100	(\$13,100)	(5.07%)
Contractual Routes	\$1,222,993	\$1,149,053	(\$73,940)	(6.05%)
	\$2,322,967	\$2,247,209	(\$75,758)	(3.26%)



2025-2026 does not include \$2,310,097 of budgeted salaries, total transportation budget \$4,633,064

2026-2027 does not include \$2,366,906 of budgeted salaries, total transportation budget \$4,614,115

Equipment Detail

Description	Unit Price	Total Budget
2 Large Buses	\$180,740	\$361,480
2 Small Buses	101,741	203,482
Mechanic Tools/Equipment	10,000	10,000
Total		\$574,962

Contractual Detail

Description	Amount
GPS Software	\$30,000
Medical Review	6,500
General Liability Insurance	168,000
Outsourced Repairs	42,000
Utilities	9,500
Miscellaneous	22,094
	\$278,094

Materials and Supplies

Description	Amount
Bus Repair Parts	\$70,000
Periodicals	500
Tires	10,000
Oil, Lube and Antifreeze	4,000
Gasoline	160,000
Miscellaneous	600
	\$245,100

Contractual Routes

Description	Amount
Bus Garage Lease	\$54,053
Outsourced Routes	325,000
Field Trips	10,000
Athletic Trips	10,000
Special Education Routes	500,000
BOCES Routes	250,000
	\$1,149,053

QUESTIONS?

